

CHILD ASSAULT PREVENTION (CAP) PROJECT
122 Ridge Street, Suite B. Reno, NV 89501
Phone: (775) 348-0600 email: admin@childassaultprevention.org
www.childassaultprevention.org

ANNUAL REPORT – 2023-2024

Mission Statement

The Child Assault Prevention (CAP) Project strives to empower children to be “Safe, Strong and Free”. CAP is committed to breaking the cycle of abuse, through education and prevention programs designed to increase children’s safety from bullying, abuse and assault.

July 1, 2024

To the friends, family, and supporters of the Child Assault Prevention (CAP) Project,

The Child Assault Prevention (CAP) Project has been working diligently to empower children to be safe for 40 years. The one thing that keeps everyone excited about a new school year is the kids! Every new school year brings endless possibilities of how the students will surprise us. *Roblox? Skibiddi? Your aura?* What fun new things have the kids picked up over the summer that they will teach us once school starts? We are excited to share the new things we have learned, too! One thing that doesn’t change with the start of a new school year is the importance of educating children about their rights and the importance of ensuring every child has access to a safe and loving environment.

Now that we are starting out on a new school year, we feel it is important to show what we learned from the experiences of the last year. This annual report shares the data, statistics and outcomes of the questionnaires and testing that we did throughout 2023-2024. The tables, charts and graphs reflect the impact of our program. While these tools show our program’s success in numbers, there are not enough words to express the gratitude and appreciation CAP has for the incredible counselors, teachers, and principals who welcome us into their schools with open arms. Due to the tireless work of the educators in Northern Nevada, we were able to provide 488 workshops to elementary schools in Churchill, Lyon, Storey, and Washoe County. As a result of these workshops, 545 students were empowered to talk about and seek help for their individual circumstances.

The CAP Workshop Facilitators are the heart and soul of our program. In the duration of a single workshop, they are able to build connections with the students and school staff that can last a lifetime. Thanks to the wonderful work of our facilitators, CAP has received a 98.79% satisfaction rate from adults who have viewed our presentation. Some of the comments they shared with us appear throughout this report.

The generous support that we received from our community in 2023-2024 helped us to reach out to over 9,436 students. This support helped us to strengthen our partnership with the University of Nevada, Reno, and allowed three students an internship resulting in their graduation. The grants and contributions we received also helped us develop new strategies and outreach endeavors that will encourage new relationships with private and charter schools in our community. We all know that it takes a village to raise children and all of us at CAP are thankful for our “village” that continues to encourage and support us and continues to help empower children to be “Safe, Strong, and Free” from abuse and assault.

Best regards,
Rebecca LeBeau, Executive Director

**CHILD ASSAULT PREVENTION (CAP) PROJECT
FY 2023-2024 – ANNUAL REPORT**

TABLE OF CONTENTS

Opening Letter.....Page 1

Table of Contents.....Page 2

Program Overview..... Page 3

Statistics – Satisfaction Rate..... Page 4

Statistics – Categorized Disclosure Report.....Page 5

Statistics – Categorized Disclosure Chart..... Page 6

Statistics – Disclosures to Teachers.....Page 7

Statistics – Student Retention Page 8

Statistics – Action Questions.....Page 9

Yearly Comparative Report.....Page 10

Yearly Comparative Report – Table.....Page 11

Program Demographics – Chart..... Page 12

Program Demographics – Table..... Page 13

2023-2024 Operating Budget..... Page 14

2023-2024 Actual Financials.....Page 15

2023-2024 – Actual Financials – Chart.....Page 16

Board of Directors, Staff and Acknowledgements..... Page 17

**CHILD ASSAULT PREVENTION (CAP) PROJECT
FY 2023-2024
PROGRAM**

The Child Assault Prevention (CAP) Project has been conducting abuse prevention workshops in Nevada since 1984. Concentrating on second and fourth grades, CAP presents workshops to the elementary schools in Washoe, Storey, Lyon and Churchill Counties. Each school year, CAP strives to provide nearly 500 workshops and teach approximately 10,000 children how to keep themselves safe from assault and abuse. Since its inception, CAP has presented abuse prevention workshops to over 390,000 children and adults in our community.

CAP's interactive workshop engages the students through discussions, role-plays and demonstrations and addresses bullying, stranger danger, Internet predators and social media issues. Children are also taught how to recognize and ward off unsafe and secret touches.

In order to provide the most effective workshop possible, CAP continually evaluates the program and collects data on retention and usage of the safety information that is taught. Keeping a careful eye on the demographic and cultural changes in the community, CAP maintains a diverse and bilingual staff while offering workshops and take-home materials in English and Spanish.

The CAP workshop uses guidelines established by the following:

- The State of Nevada and Washoe County School District Health Standards
- Nevada Department of Education State Counseling Standards
- Washoe County School District Board Policy on Bullying, Harassment, Discrimination.

Our program has been a tool utilized by principals, school counselors and teachers for over 40 years to address these policies and curriculum standards.

It's hard to believe that there were no computers, or cell phones during the early years of our program! As new dangers surface to threaten the safety of our children, the CAP Project evolves to make sure these topics are covered. CAP's funding strategy also continues to evolve, combining competitive grant writing, community outreach and fundraising events. By working harder and smarter, CAP has not only achieved its goal of presenting the CAP workshop to second and fourth graders in our community, we are working on expanding our program to reach more students in northern Nevada as well. One of our next major goals is working with legislators to help find permanent funding for our program. We applaud the law that was passed in 2015 to make child self-protection training a requirement for all school districts in Nevada and feel that this is a giant step forward in keeping all of Nevada's children "Safe, Strong and Free!"

The following information shows the activities and statistics of fiscal year 2023-2024.

"I love working with CAP and I'm so thankful to partner with such an essential organization when addressing safety in our school setting. This is needed every year!!"

- Counselor, Mt. Rose Language Academy

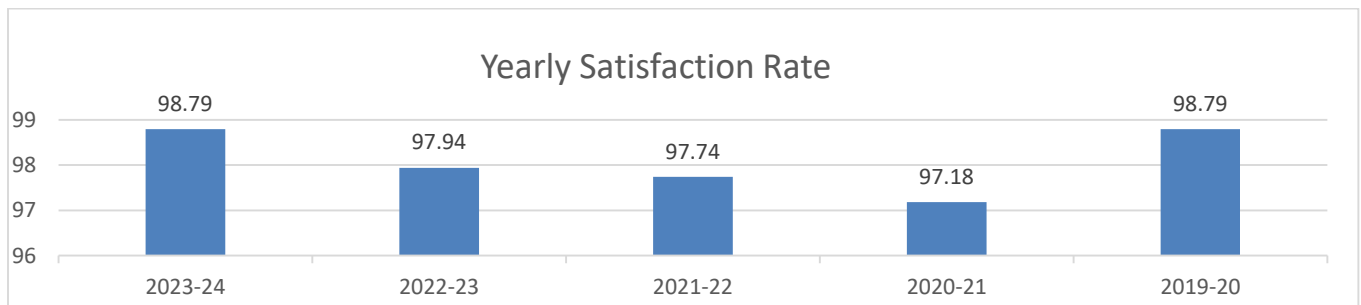
**CHILD ASSAULT PREVENTION (CAP) PROJECT
FY 2023-2024
PROGRAM STATISTICS**

CAP rebounded from the challenges of the COVID-19 pandemic with full staffing, solid funding, and minimal health concerns. It was wonderful to be able to present our program in-person again, and to be able to interact with the students, teachers and counselors all together in the classrooms. Resuming in-person workshops significantly improved retention scores and encouraged more children to come forward to talk about abusive situations.

CAP was able to present 488 workshops during the school year. Overall, there was a drop in student enrollment from pre-pandemic days which resulted in less classes but more students per class. Every workshop underwent a thorough evaluation by teachers, counselors and adult observers, ensuring continuous improvement. The evaluations grade the sections of the workshops on a scale of 1 (not good) to 5 (excellent) and allow space for comments and feedback. There are 4 sections to the evaluation with 20 points being a perfect score. The overall satisfaction rate for CAP’s workshop presentations was 98.79% showcasing the effectiveness and quality of its programs.

Feedback and comments appear in italics throughout this report.

CLIENT SATISFACTION FY 2023-2024				
FY 2023-2024	# Workshops	Total Points Possible	Total Points Scored	Total Score %
Second Grade	289	5,800	5,734	98.86%
Fourth Grade	199	3,840	3,791	98.72%



CAP sends out retention questionnaires within 90 days post-presentation to ensure that students remember and apply the safety rules they’ve learned. At the same time, CAP issues a questionnaire to the teachers asking for numbers of students that have come forward to discuss abusive situations. Teachers also note whether the abuse was physical, sexual, neglect, domestic violence, stranger related or regarding bullying or cyberbullying behavior and whether a report was made to Child Protective Services.

**CHILD ASSAULT PREVENTION (CAP) PROJECT
FY 2023-2024
PROGRAM STATISTICS, CONTINUED**

Since bullying is a serious problem in our schools today, we have charted those disclosures specifically for the purpose of drawing attention to bullying as an important part of our presentation.

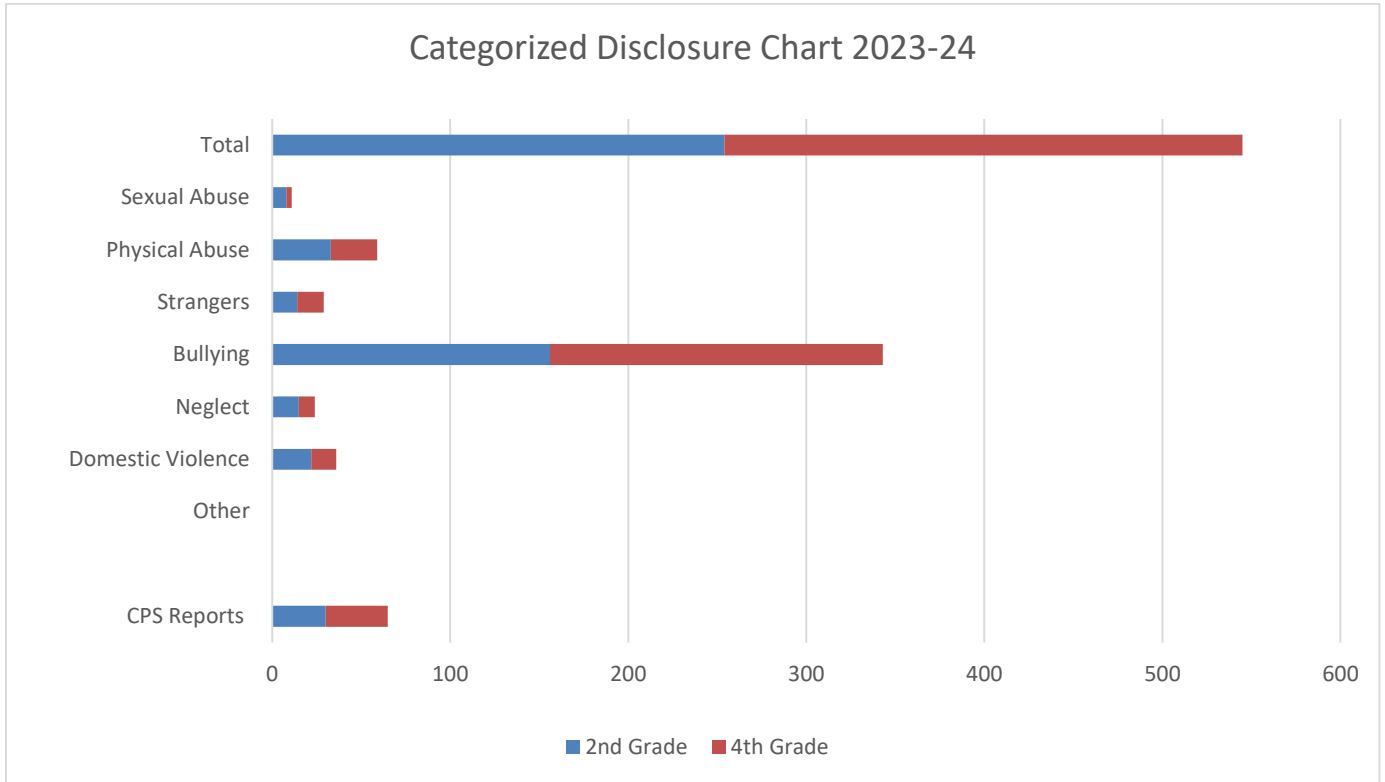
CAP sends questionnaires to every school counselor within 90 days after our workshop presentation in their school. This is identical to the teacher questionnaire, and asks for numbers of disclosures, a note of what the abuse situation was about, and whether a report was made to Child Protective Services.

During FY 2023-2024 there were a lot of new teachers and counselors who were unfamiliar with our program. We were very thankful that 58% of the school counselors and 67% of the teachers responded to our questionnaires. The results of the questionnaires follow.

CATEGORIZED DISCLOSURE REPORT – 2023-2024

CHILD ASSAULT PREVENTION (CAP) PROJECT				
CATEGORIZED DISCLOSURE REPORT				
FY 2023-2024				
DISCLOSURES TO SCHOOL COUNSELORS				
SECOND GRADE				
Sample Size	2142	Sexual Abuse	8	3%
# Disclosures	254	Physical Abuse	33	13%
# CPS Reports	30	Strangers	14	5%
		Bullying	155	61%
		Cyberbullying	7	3%
		Neglect	15	6%
		Domestic Violence	22	9%
		Other	0	0%
FOURTH GRADE				
Sample Size	2290	Sexual Abuse	3	1%
# Disclosures	291	Physical Abuse	26	9%
# CPS Reports	12	Strangers	15	5%
		Bullying	187	64%
		Cyberbullying	37	13%
		Neglect	9	3%
		Domestic Violence	14	5%
		Other	0	0%

**CHILD ASSAULT PREVENTION (CAP) PROJECT
FY 2023-2024
PROGRAM STATISTICS, CONTINUED**



* Testing begins 90 days after workshop presentations. The first quarter is July 1 through September 30. The test results start in the second quarter.

** The sample sizes for disclosures to counselors are based on questionnaires that are sent to all counselors. The sample size for disclosures to teachers and student retention are based on questionnaires that are sent to every fifth class receiving the CAP workshop.

*** Percentage is based on the total number of disclosures, not on the sample size. Totals may not equal 100% due to rounding.

“The curriculum they cover during the workshop is incredible. Students remember this presentation for a very long time.”

- 2nd Grade Teacher, Whitehead Elementary School

“I absolutely loved this workshop. It was really wonderful. I can see my class really enjoyed it.”

- 4th Grade Teacher, Silver Stage Elementary School

“You handled really tough, potentially uncomfortable topics really well. This was definitely a worthwhile workshop.”

- 4th Grade Teacher, Caughlin Ranch Elementary School

**CHILD ASSAULT PREVENTION (CAP) PROJECT
FY 2023-2024
PROGRAM STATISTICS, CONTINUED**

RETENTION AND DISCLOSURES TO TEACHERS 2023-2024

STATISTICS FY 2023-2024

	Sample Size	Disclosures to Teachers	Disclosure %	Disclosures of Bullying	% Bullying
Second Grade Retention and Teacher Disclosures					
First Quarter 2023-2024	0	0	0%	0	0%
Second Quarter 2023-2024	150	24	16%	22	92%
Third Quarter 2023-2024	187	33	18%	26	79%
Fourth Quarter 2023-2024	421	77	18%	69	90%
Yearly Totals - Second Grade	758	134	18%	117	87%
Fourth Grade Retention and Teacher Disclosures					
First Quarter 2023-2024	0	0	0%	0	0%
Second Quarter 2023-2024	286	35	12%	28	80%
Third Quarter 2023-2024	363	30	8%	26	87%
Fourth Quarter 2023-2024	523	146	28%	127	87%
Yearly Totals - Fourth Grade	1172	211	18%	181	86%

* Testing begins 90 days after workshop presentations. The first quarter is July 1 through September 30. The test results start in the second quarter.

** The sample sizes for disclosures to counselors are based on questionnaires that are sent to all counselors. The sample size for disclosures to teachers and student retention are based on questionnaires that are sent to every fifth class receiving the CAP workshop.

*** Percentage is based on the total number of disclosures, not on the sample size.

“This is such a great and effective program, child friendly and appropriate. This can be life changing for kids. I hope it always stays in our schools.”

- 2nd Grade Teacher, Pleasant Valley Elementary School

“First time I experienced this event. Thank you! So important for our kiddos.”

- 4th Grade Teacher, Jesse Hall Elementary School

**CHILD ASSAULT PREVENTION (CAP) PROJECT
FY 2023-2024**

PROGRAM STATISTICS, CONTINUED

Student Retention of CAP Workshop Information

	Sample	Total Questions	Total	%
	Size	Answered	Correct	Retention
Second Grade Retention and Teacher Disclosures				
First Quarter 2023-2024	0	0	0	0%
Second Quarter 2023-2024	150	1500	1264	84%
Third Quarter 2023-2024	187	1770	1582	89%
Fourth Quarter 2023-2024	421	4202	3487	83%
Yearly Totals - Second Grade	758	7472	6333	85%
Fourth Grade Retention and Teacher Disclosures				
First Quarter 2023-2024	0	0	0	0%
Second Quarter 2023-2024	286	2860	2860	89%
Third Quarter 2023-2024	363	3630	3630	91%
Fourth Quarter 2023-2024	523	5221	5221	91%
Yearly Totals - Fourth Grade	1172	11711	10595	90%

* Testing begins 90 days after workshop presentations. The first quarter is July 1 through September 30. The test results start in the second quarter.

** The sample sizes for disclosures to counselors are based on questionnaires that are sent to all counselors. The sample size for disclosures to teachers and student retention are based on questionnaires that are sent to every fifth class receiving the CAP workshop.

“The kids were all engaged! All 3 of the presenters had great classroom management and were so comfortable presenting and engaging with the kids! Loved it!”

- Counselor, Poulakidas Elementary School

“Such an awesome program. So timely for this age group! Thank you for such an engaging program!”

- 4th Grade Teacher, Glenn Duncan Elementary School

“I think this workshop is so important. You guys do such a great job with such sensitive topics!”

- 2nd Grade Teacher, Inskeep Elementary School

**CHILD ASSAULT PREVENTION (CAP) PROJECT
FY 2023-2024**

ACTION QUESTIONS

CAP added a set of three additional questions to the student retention test to give us more information about how the children were using the information that was presented. Our retention testing showed that children remembered the contents of the workshop, but it was very important to see how many children actually felt that they had used the safety information to keep themselves safe from potential abuse. We call these "Action Questions" and the results of our testing appear below.

ACTION QUESTIONS 2023-2024

1. Since watching the CAP workshop, have you talked with an adult helper about a situation when you didn't feel safe?

	YES		YES
SECOND GRADE		FOURTH GRADE	
2 ND QUARTER	65%	2 ND QUARTER	70%
3 RD QUARTER	68%	3 RD QUARTER	63%
4 TH QUARTER	68%	4 TH QUARTER	67%
YTD TOTAL	67%	YTD TOTAL	67%

2. Since watching the CAP workshop, have you had to say "NO" to someone who was trying to take away your rights?

	YES		YES
SECOND GRADE		FOURTH GRADE	
2 ND QUARTER	54%	2 ND QUARTER	50%
3 RD QUARTER	60%	3 RD QUARTER	47%
4 TH QUARTER	59%	4 TH QUARTER	49%
YTD TOTAL	58%	YTD TOTAL	49%

3. Since watching the CAP workshop, has your "UH-OH" feeling stopped you from doing something that made you feel uncomfortable?

	YES		YES
SECOND GRADE		FOURTH GRADE	
2 ND QUARTER	67%	2 ND QUARTER	61%
3 RD QUARTER	62%	3 RD QUARTER	62%
4 TH QUARTER	64%	4 TH QUARTER	64%
YTD TOTAL	64%	YTD TOTAL	62%

**CHILD ASSAULT PREVENTION (CAP) PROJECT
FY 2023-2024**

YEARLY COMPARATIVE REPORT 2020 - 2024

As mentioned before, CAP collects data on everything that we do. While the previous tables in this report show specific information on bullying, CAP also tracks disclosures of Sexual Abuse, Physical Abuse, Neglect, and Stranger Danger as well. As the face of abuse changes and new topics are introduced into our program, CAP expands its testing and updates the data collection process to keep current with the issues the children are facing. In 2010-2011, CAP began including Domestic Violence and Cyberbullying in our workshop presentations and started tracking how many children were reporting these topics to both their teachers and counselors. It is interesting to note the changes in disclosures from year-to-year. Of particular concern is the increase in the number of disclosures for bullying and cyberbullying from 2021. It is also interesting to note the change in the number of teacher and counselor questionnaires that are returned to us. More teachers are returning CAP's questionnaires and are taking the time to give us feedback than in previous years while fewer counselors are able to do so. CAP will continue to find a way to make our questionnaires easier for everyone and encourage both teachers and counselors to help give us more feedback to make our program even better.

With the new emphasis on collaboration, CAP uses the data we collect to work with other agencies and committees to provide better services for our entire community. It's a cycle of good things when a healthy community provides a nurturing environment allowing its children to grow up "Safe, Strong and Free!" from assault and abuse.

The following table shows a comparison of reports and disclosures to school counselors over the last four school years.

"The presenters all did a fabulous job. The presentation was very gentle and thorough and kept the children's attention throughout the entire presentation."

- Director, Sunflower Preschool

"Tremendous presenters for an important, tremendous program that makes a huge, positive difference in the lives of children and their families!"

- Counselor, Florence Drake Elementary School

"Instructors were friendly and super engaging with the students."

- 4th Grade Teacher, Lemmon Valley Elementary School

**CHILD ASSAULT PREVENTION (CAP) PROJECT
FY 2023-2024**

YEARLY COMPARATIVE REPORT 2020-2024

CHILD ASSAULT PREVENTION (CAP) PROJECT

Disclosures to Counselors - Yearly Comparative Report 2020 –2024

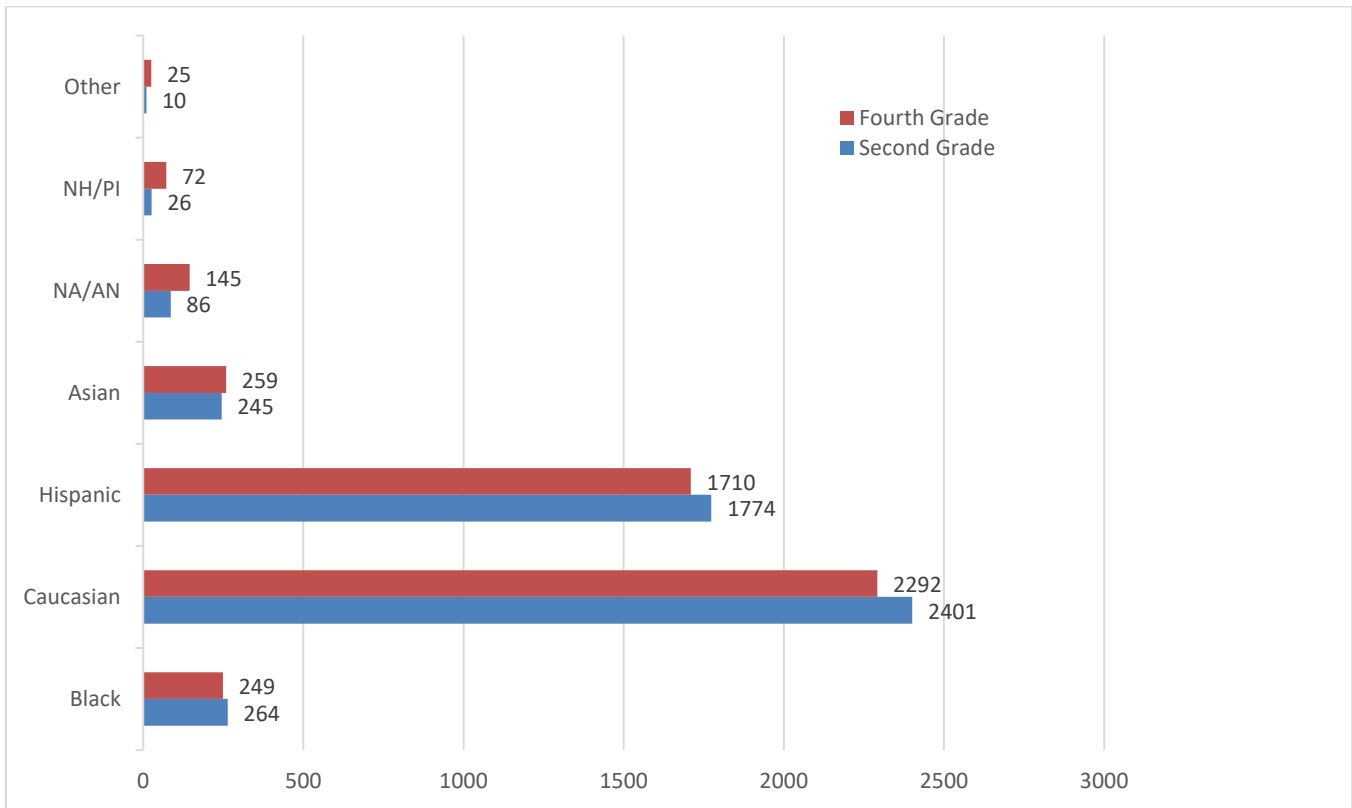
SECOND GRADE	FY2023-2024	%	FY2022-2023	%	FY2021-2022	%	FY2020-2021	%
Sample Size	2142		1952		1415		895	
Total disclosures	254	12%	242	12%	109	7%	184	21%
CPS Reports	30	12%	24	10%	16	15%	9	5%
Bullying	156	61%	163	67%	69	63%	150	82%
Domestic Violence	22	9%	15	6%	4	4%	2	1%
Sexual Abuse	8	3%	4	2%	7	6%	0	0%
Physical Abuse	33	13%	26	11%	12	11%	4	2%
Stranger Dangers	14	5%	12	5%	15	14%	9	5%
Neglect	15	6%	14	6%	2	2%	13	7%
Cyberbullying	7	3%	8	3%	0	0%	6	3%
Other	0	0%	0	0%	0	0%	0	0%

FOURTH GRADE	FY2023-2024	%	FY2022-2023	%	FY2021-2022	%	FY2020-2021	%
Sample Size	2290		1757		1534		860	
Total disclosures	291	13%	289	16%	208	14%	276	32%
CPS Reports	35	12%	20	7%	19	9%	17	6%
Bullying	187	64%	198	69%	136	65%	221	80%
Domestic Violence	14	5%	15	5%	6	3%	5	2%
Sexual Abuse	3	1%	3	1%	5	2%	2	1%
Physical Abuse	26	9%	19	7%	14	7%	4	1%
Stranger Dangers	15	5%	7	2%	16	8%	10	4%
Neglect	9	3%	11	4%	4	2%	14	5%
Cyberbullying	37	13%	36	12%	27	13%	20	7%
Other	0	0%	0	0%	0	0%	0	0%

**CHILD ASSAULT PREVENTION (CAP) PROJECT
FY 2023-2024**

PROGRAM DEMOGRAPHICS

CAP analyzes the demographics of every classroom receiving our workshop presentation. By doing this, we are aware of the changes happening in each school from year to year. We can estimate class sizes and know when we will need to provide translators for the students. We can also be prepared for schools that have classes for special needs students. By design, CAP is inclusive of all students and has the ability to accommodate students with special needs as well as those that are English Language Learners (ELL). All children have the right to be “Safe, Strong and Free!” from abuse and assault and it is CAP’s primary goal to teach ALL of our community’s second and fourth grade students.



“Very informative and interactive for the students. The presenters were amazing and got all of the student’s attention. Excellent presentation. Thank you!”
- 3rd Grade Teacher, Hillside Elementary School

CHILD ASSAULT PREVENTION (CAP) PROJECT OF WASHOE COUNTY
 CLIENT TOTALS FOR SCHOOL YEAR 2023-2024

Ethnicity codes: B = African American, C = Caucasian, H = Hispanic, A = Asian, NA = Native American, AN = Alaskan Native,
 NH = Native Hawaiian, PI = Pacific Islander, O = Other

Special needs children are also included in ethnicity totals and client totals.

	# of	Total	Ethnicity							Gender		Special	Opted
	Workshops	Clients	B	C	H	A	NA/AN	NH/PI	O	M	F	Needs	Out
SECOND GRADE													
First Quarter - JULY 1 - SEPT. 30, 2023	39	681	41	353	238	28	15	5	1	365	316	102	25
Second Quarter - OCT. 1 - DEC. 31, 2023	103	1773	97	950	577	96	44	5	4	914	859	253	90
Third Quarter - JAN. 1 - MAR.31, 2024	103	1647	75	838	614	79	25	13	3	848	799	266	43
Fourth Quarter - APR. 1 - JUNE 30, 2024	44	705	51	260	345	42	2	3	2	360	345	111	6
TOTAL SECOND GRADE	289	4806	264	2401	1774	245	86	26	10	2487	2319	732	164
FOURTH GRADE													
First Quarter - JULY 1 - SEPT. 30, 2023	29	718	36	349	279	36	12	4	2	363	355	139	10
Second Quarter - OCT. 1 - DEC. 31, 2023	66	1509	88	755	513	95	35	20	3	784	725	173	115
Third Quarter - JAN. 1 - MAR.31, 2024	64	1587	74	816	586	84	7	16	4	840	747	316	26
Fourth Quarter - APR. 1 - JUNE 30, 2024	40	816	51	372	332	44	5	6	6	417	399	144	21
TOTAL FOURTH GRADE	199	4630	249	2292	1710	259	59	46	15	2404	2226	772	172
YEAR-TO-DATE TOTALS	488	9436	513	4693	3484	504	145	72	25	4891	4545	1504	336

2023-2024 CAP PROJECT BUDGET

CHILD ASSAULT PREVENTION (CAP) PROJECT FISCAL YEAR 2023-2024

FY 2023-2024	Budget	Percent of
Operating Budget		Total Budget
REVENUE		
DCFS - CTF	\$ 87,786.00	35.17%
DCFS - CRG ARPA	\$ 106,330.00	42.60%
Renown Partnership	\$ 40,000.00	16.02%
Fawcett/Phillips Bequeath	\$ 7,700.00	3.08%
FOUNDATIONS	\$ 5,000.00	2.00%
CONTRIBUTIONS - FUNDRAISING	\$ 2,500.00	1.00%
United Way	\$ 200.00	0.08%
OTHER	\$ 100.00	0.04%
Interest - General Account		0.00%
Interest – Money Market		
TOTAL REVENUE	\$ 249,616.00	100.00%
EXPENSES		
PAYROLL	\$ 160,000.00	64.10%
PAYROLL TAXES	\$ 16,000.00	6.41%
PAYROLL SERVICE	\$ 4,000.00	1.60%
MILEAGE	\$ 9,000.00	3.61%
RENT	\$ 9,600.00	3.85%
UTILITIES	\$ 2,500.00	1.00%
TELEPHONE	\$ 700.00	0.28%
CELL PHONE	\$ 3,500.00	1.40%
PROGRAM SUPPLIES	\$ 7,000.00	2.80%
Office Supplies	\$ 1,000.00	0.40%
Equipment	\$ 6,000.00	2.40%
PROFESSIONAL SERV	\$ 10,000.00	4.01%
INTERNET/WEBSITE	\$ 3,000.00	1.20%
LIABILITY INSURANCE	\$ 2,000.00	0.80%
DUES and FEES	\$ 1,000.00	0.40%
FUNDRAISING	\$ 5,000.00	2.00%
PUBLIC AWARENESS	\$ 6,000.00	2.40%
TRAINING	\$ 3,000.00	1.20%
OTHER	\$ 316.00	0.13%
		0.00%
TOTAL EXPENSES	\$ 249,616.00	100.00%

2023-2024 CAP PROJECT ACTUAL FINANCIALS

CHILD ASSAULT PREVENTION (CAP) PROJECT FISCAL YEAR 2023-2024

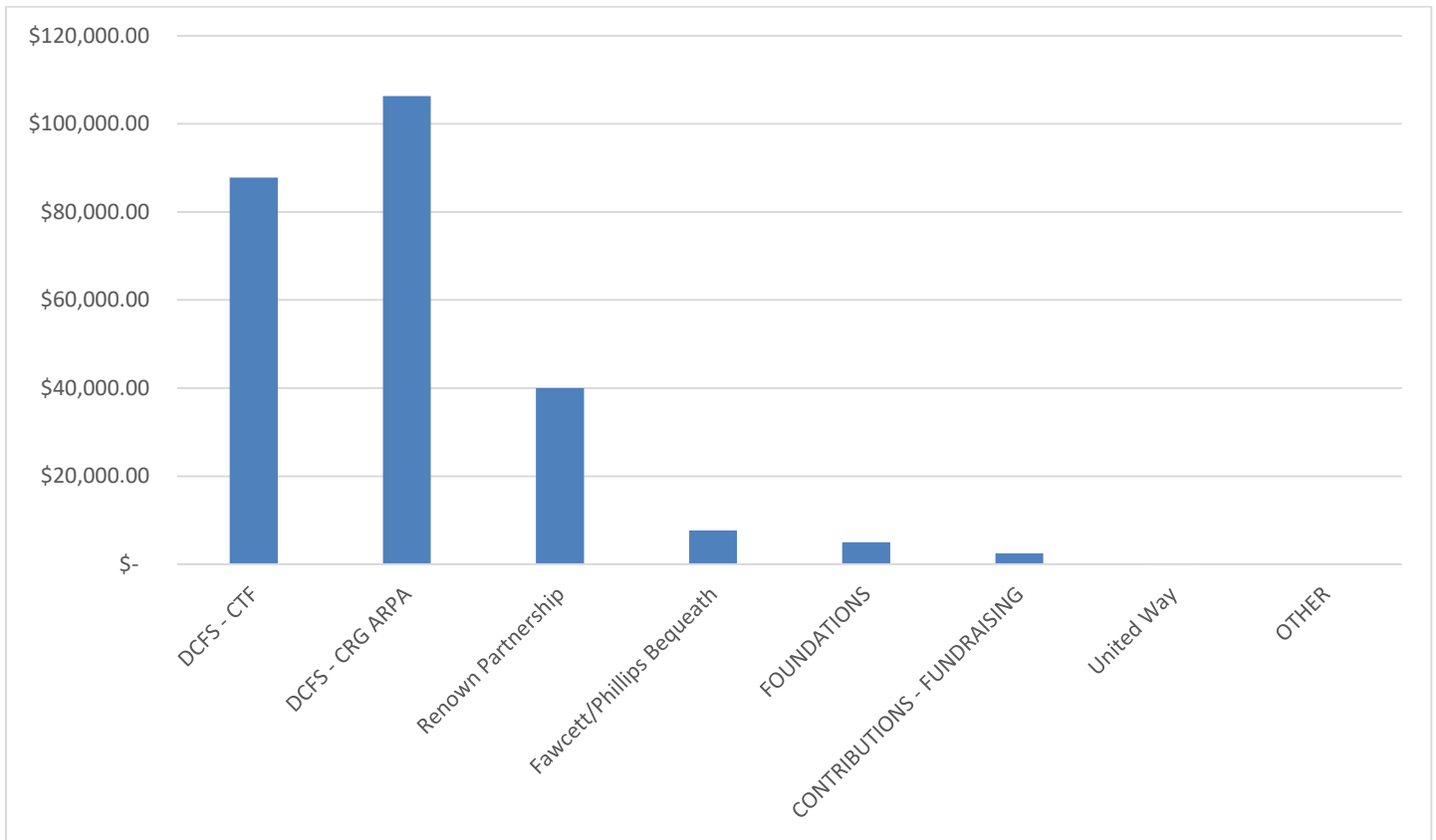
ACTUAL FINANCIALS

FY 2023-2024	Budget	Percent of	Total	%of Budget
Operating Budget		Total Budget		Total Received
REVENUE				
DCFS - CTF	\$ 87,786.00	35.17%	90,153.50	102.70%
DCFS - CRG ARPA	\$ 106,330.00	42.60%	76,974.60	72.39%
Renown Partnership	\$ 40,000.00	16.02%	40,000.00	100.00%
Fawcett/Phillips Bequeath	\$ 7,700.00	3.08%	41,753.25	542.25%
FOUNDATIONS	\$ 5,000.00	2.00%	2,000.00	40.00%
CONTRIBUTIONS - FUNDRAISING	\$ 2,500.00	1.00%	2,088.33	83.53%
United Way	\$ 200.00	0.08%	67.50	33.75%
OTHER	\$ 100.00	0.04%	2,105.47	2105.47%
Interest - General Account		0.00%	1.71	
Interest - Money Market Account			163.98	
TOTAL REVENUE	\$ 249,616.00	100.00%	255,308.34	102.28%
				% of Budget
				Total Expended
EXPENSES			Total	
PAYROLL	\$ 160,000.00	64.10%	142,738.67	89.21%
PAYROLL TAXES	\$ 16,000.00	6.41%	12,734.10	79.59%
PAYROLL SERVICE	\$ 4,000.00	1.60%	2,991.30	74.78%
MILEAGE	\$ 9,000.00	3.61%	10,760.34	119.56%
RENT	\$ 9,600.00	3.85%	9,000.00	93.75%
UTILITIES	\$ 2,500.00	1.00%	1,711.02	68.44%
TELEPHONE	\$ 700.00	0.28%	599.88	85.70%
CELL PHONE	\$ 3,500.00	1.40%	2,267.44	64.78%
PROGRAM SUPPLIES	\$ 7,000.00	2.80%	11,030.15	157.57%
Office Supplies	\$ 1,000.00	0.40%	1,091.28	109.13%
Equipment	\$ 6,000.00	2.40%	1,284.70	21.41%
PROFESSIONAL SERV	\$ 10,000.00	4.01%	8,500.00	85.00%
INTERNET/WEBSITE	\$ 3,000.00	1.20%	2,229.69	74.32%
LIABILITY INSURANCE	\$ 2,000.00	0.80%	1,507.00	75.35%
DUES and FEES	\$ 1,000.00	0.40%	295.24	29.52%
FUNDRAISING	\$ 5,000.00	2.00%	-	0.00%
PUBLIC AWARENESS	\$ 6,000.00	2.40%	3,557.32	59.29%
TRAINING	\$ 3,000.00	1.20%	2,472.90	82.43%
OTHER	\$ 316.00	0.13%	764.71	82.43%
			-	
TOTAL EXPENSES	\$ 249,616.00	100.00%	215,535.74	86.35%

“All I can say is WOW! I was so impressed with the staff, they were so engaging to the students and worked so well with each other.”

- Adult Observer, Renown Health Foundation

2023-2024 – Actual Revenue Chart



“This presentation was fantastic. I enjoyed the empowering song the most. Students were very interested in the content and engaged in the activities.”

- 2nd Grade Teacher, E.C. Best Elementary School

“Thank you for being here and creating such engaging lessons for these concepts. We appreciate it!”

- 4th Grade Teacher, Lincoln Park Elementary School



**CHILD ASSAULT PREVENTION (CAP) PROJECT
FY 2023-2024**

Board of Directors 2023-2024

Roger Bahten – President
Betty Barker – Vice President
Kristi Sprinkle – Secretary
Manny Becerra –Treasurer
Tiffanie Story – Board Member

Staff Members 2023-2024

Rebecca LeBeau, Executive Director, Certified CAP Trainer

Shannon Halliwell – Primary Facilitator/Trainer
Emily Jaramillo – Primary Facilitator
Janna Guidas – Primary Facilitator
Rachel Afraimi – Primary Facilitator
Zachary L Arroyo – Workshop Coordinator
Kasey Docena – Role-playing Facilitator
Trinity Alvarez – UNR Intern
Sydney Tomko – UNR Intern
Ivette Velazquez – UNR Intern

CAP enjoys support from wide range of institutions, from state departments to foundations and educational institutions. This diversity in supporters can potentially offer multiple avenues for collaboration and resources.

The support from the State of Nevada Department of Health and Human Services and the Nevada Department of Child and Family Services not only provides funding but also lends a degree of credibility and validation to CAP's work.

CAP graciously acknowledges those who have supported our program:

State of Nevada Department of Health and Human Services, Nevada Department of Child and Family Services, Community Foundation of Western Nevada, Phillips Legacy Fund, Lilli Trincherro Celebrate Diversity Fund, Nevada Women's Fund, Thank You Ma'am Reno, University of Nevada-Reno's Reynolds School of Journalism, Alpha Design Studio, The Estate of Walter Fawcett, Robert Z. Hawkins Foundation, E.L. Cord Foundation, The CAP Ambassadors, Roadshows, Inc., Dermody Properties Foundation, Reno Rodeo Foundation, The Network for Good Foundation, The Amazon Smile Foundation, The Hilltop Foundation, The John R. Woods Foundation, Dal and Candace Hunter, The Washoe, Storey, Lyon and Churchill County School Districts.

***“Good roleplaying with excellent scenarios to work through and good actions to reinforce.
Really tough reality but was presented clearly and kindly.”
- 4th Grade Teacher, Brown Elementary School***